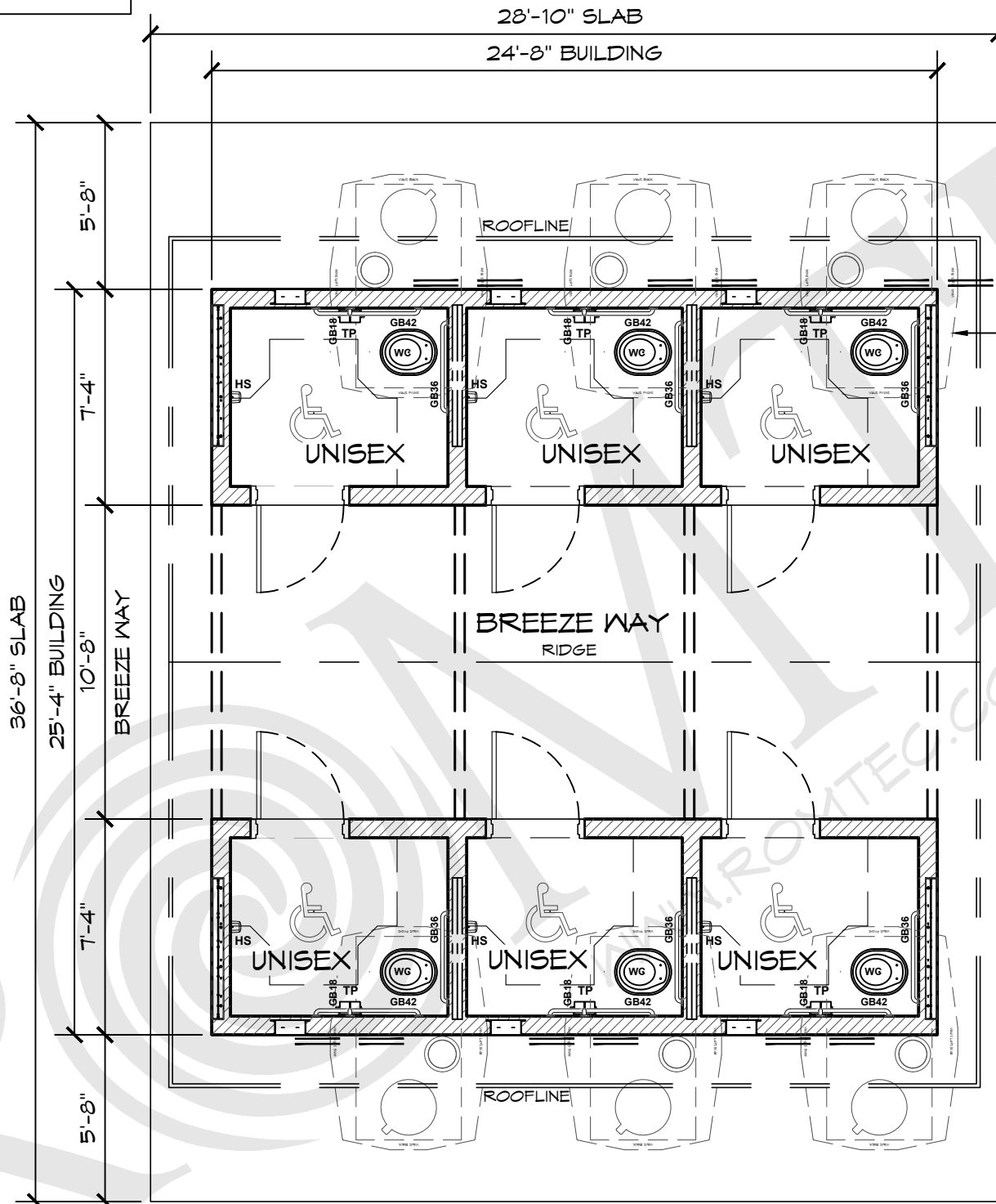


LEGEND		
SYMBOL	DESCRIPTION	AREA/ QUANTITY
	GABLE WINDOW	4
	2x6 WOOD FILLER WALL	4
	16" x 24" EXTERIOR, CMU WALL VENT	6

THESE PLAN VIEW AND ELEVATION DRAWINGS ARE A PRELIMINARY ARCHITECTURAL REPRESENTATION OF THE BUILDING. ALL DIMENSIONS, FEATURES AND COMPONENTS SHOWN ON THESE PRELIMINARY DRAWINGS MAY OR MAY NOT BE PART OF THE QUOTE. PLEASE REFER TO THE "SCOPE OF SUPPLY AND SERVICES" LETTER PROVIDED WITH YOUR QUOTE FOR ROMTEC'S PROPOSED SCOPE OF SUPPLY.



WALL TYPE SCHEDULE	
	8" REINFORCED CONCRETE
	MASONRY BLOCK WALL WITH MORTAR JOINTS, GROUTED SOLID ALL CELLS RUNNING BOND PATTERN.

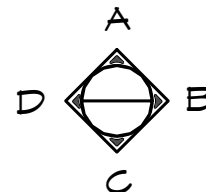
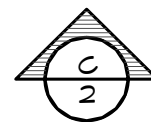
750 GALLON POLYETHYLENE VAULT
(1000 GALLON VAULT OPTIONAL)

CONCRETE WALK
BY INSTALLER

1

FLOOR PLAN

SCALE: 3/16" = 1'-0"



© 2022 ROMTEC, INC. ALL RIGHTS RESERVED. THESE PLANS AND DRAWINGS MAY NOT BE REPRODUCED, ADAPTED OR FURTHER DISTRIBUTED, AND NO BUILDINGS MAY BE CONSTRUCTED FROM THESE PLANS, WITHOUT THE WRITTEN PERMISSION OF ROMTEC, INC.

PROJECT:	CUSTOMER PROJECT LOCATION	
PROJECT#:	XXXX	
MODEL#:	1020	
DATE:	6/08/2022	
REVISIONS		
REV.	DATE	BY
DRAWN BY:		JS

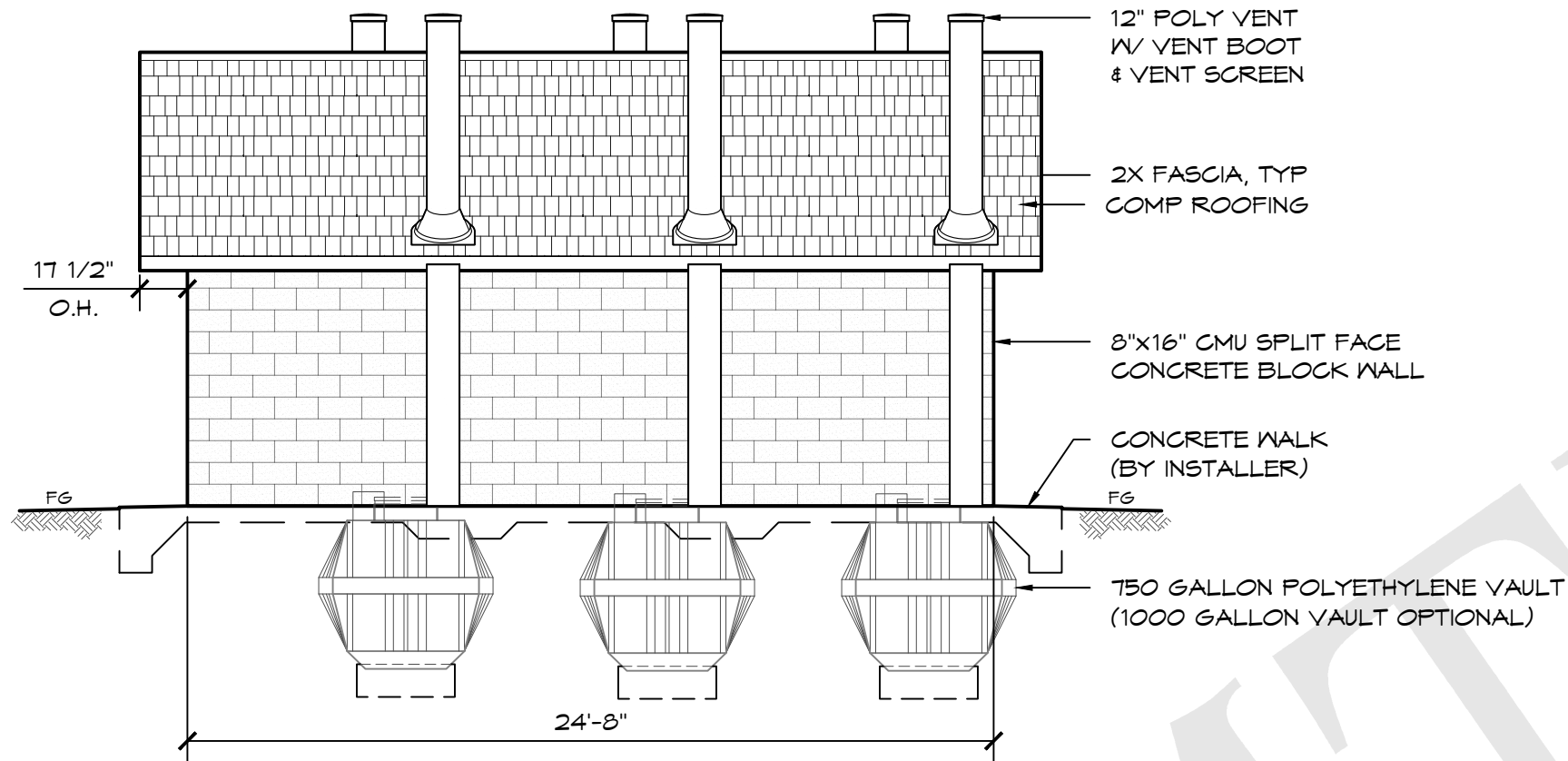
SHEET NO.

01

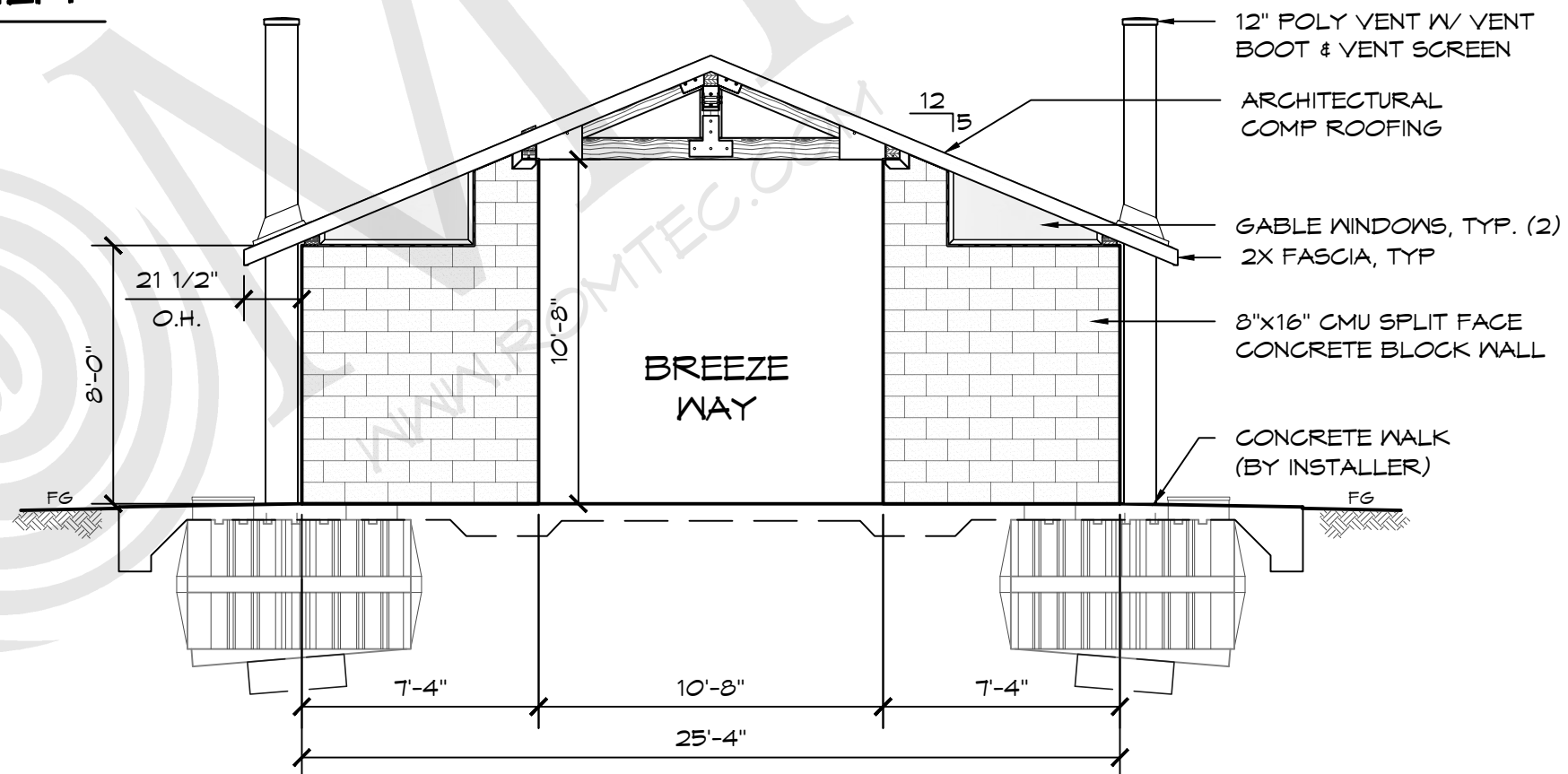
ROMTEC
18240 NORTH BANK ROAD - ROSEBURG, OR 97470
(541) 496-3541 FAX (541) 496-0803

PRELIMINARY

SHEET TITLE: FLOOR PLAN



C ELEVATION VIEW
SCALE: 3/16" = 1'-0"



D ELEVATION
SCALE: 3/16" = 1'-0"

THESE PLAN VIEW AND ELEVATION DRAWINGS ARE A PRELIMINARY ARCHITECTURAL REPRESENTATION OF THE BUILDING. ALL DIMENSIONS, FEATURES AND COMPONENTS SHOWN ON THESE PRELIMINARY DRAWINGS MAY OR MAY NOT BE PART OF THE QUOTE. PLEASE REFER TO THE "SCOPE OF SUPPLY AND SERVICES" LETTER PROVIDED WITH YOUR QUOTE FOR ROMTEC'S PROPOSED SCOPE OF SUPPLY.

ROMTEC

18240 NORTH BANK ROAD - ROSEBURG, OR 97470
(541) 496-3541 FAX (541) 496-0803

PRELIMINARY

© 2022 ROMTEC, INC. ALL RIGHTS RESERVED. THESE PLANS AND DRAWINGS MAY NOT BE REPRODUCED, ADAPTED OR FURTHER DISTRIBUTED, AND NO BUILDINGS MAY BE CONSTRUCTED FROM THESE PLANS, WITHOUT THE WRITTEN PERMISSION OF ROMTEC, INC.

PROJECT: CUSTOMER PROJECT LOCATION
SHEET TITLE: ELEVATION VIEW

PROJECT#:	XXXX	
MODEL#:	1020	
DATE:	6/08/2022	
REVISIONS		
REV.	DATE	BY
DRAWN BY:	JS	

SHEET NO.

02