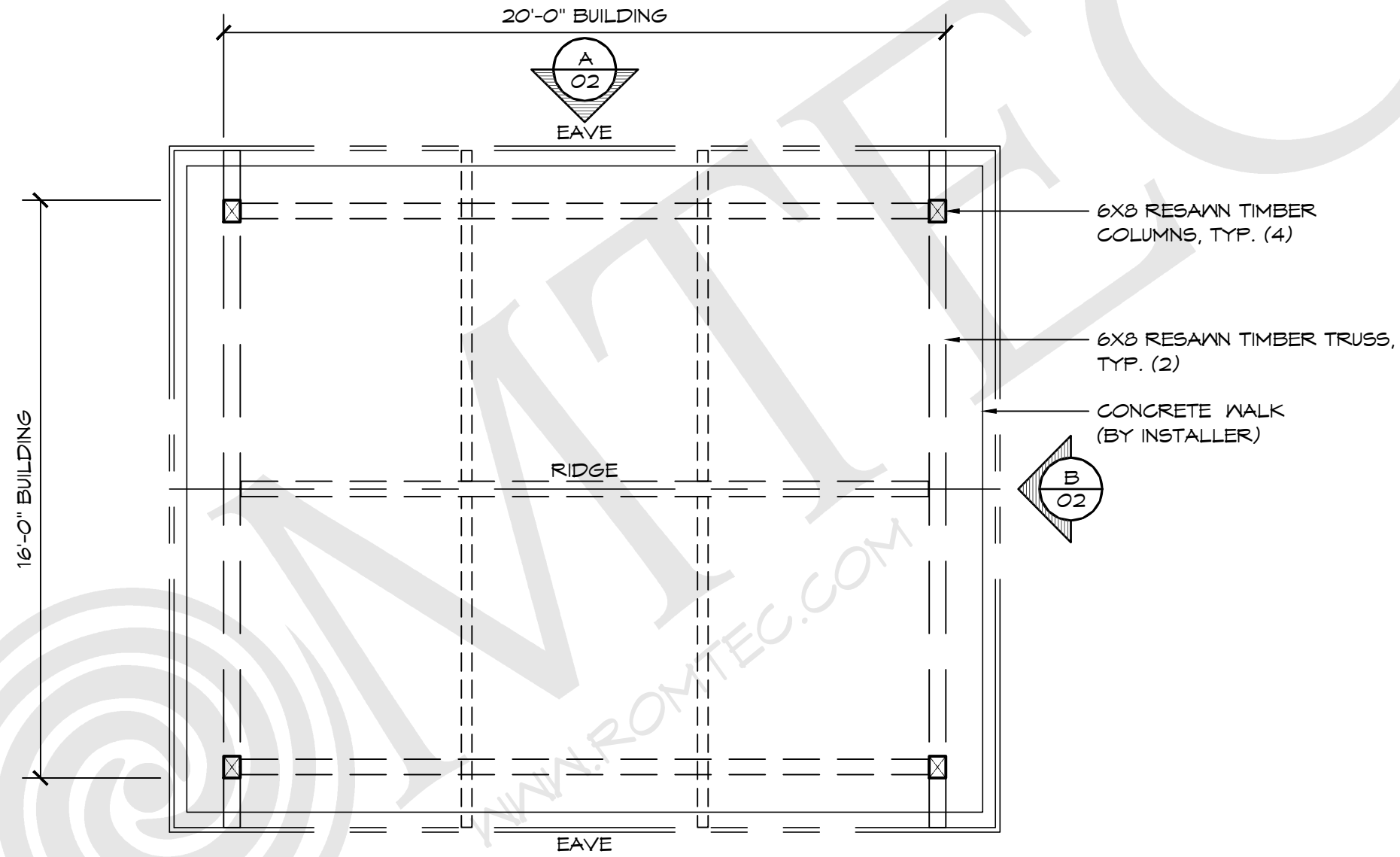
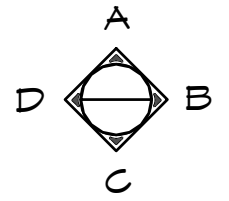


THESE PLAN VIEW AND ELEVATION DRAWINGS ARE A PRELIMINARY ARCHITECTURAL REPRESENTATION OF THE BUILDING. ALL DIMENSIONS, FEATURES AND COMPONENTS SHOWN ON THESE PRELIMINARY DRAWINGS MAY OR MAY NOT BE PART OF THE QUOTE. PLEASE REFER TO THE "SCOPE OF SUPPLY AND SERVICES" LETTER PROVIDED WITH YOUR QUOTE FOR ROMTEC'S PROPOSED SCOPE OF SUPPLY.



1 FLOOR PLAN
SCALE: 1/4" = 1'-0"



ROMTEC
18240 NORTH BANK ROAD - ROSEBURG, OR 97470
(541) 496-3541 FAX (541) 496-0803

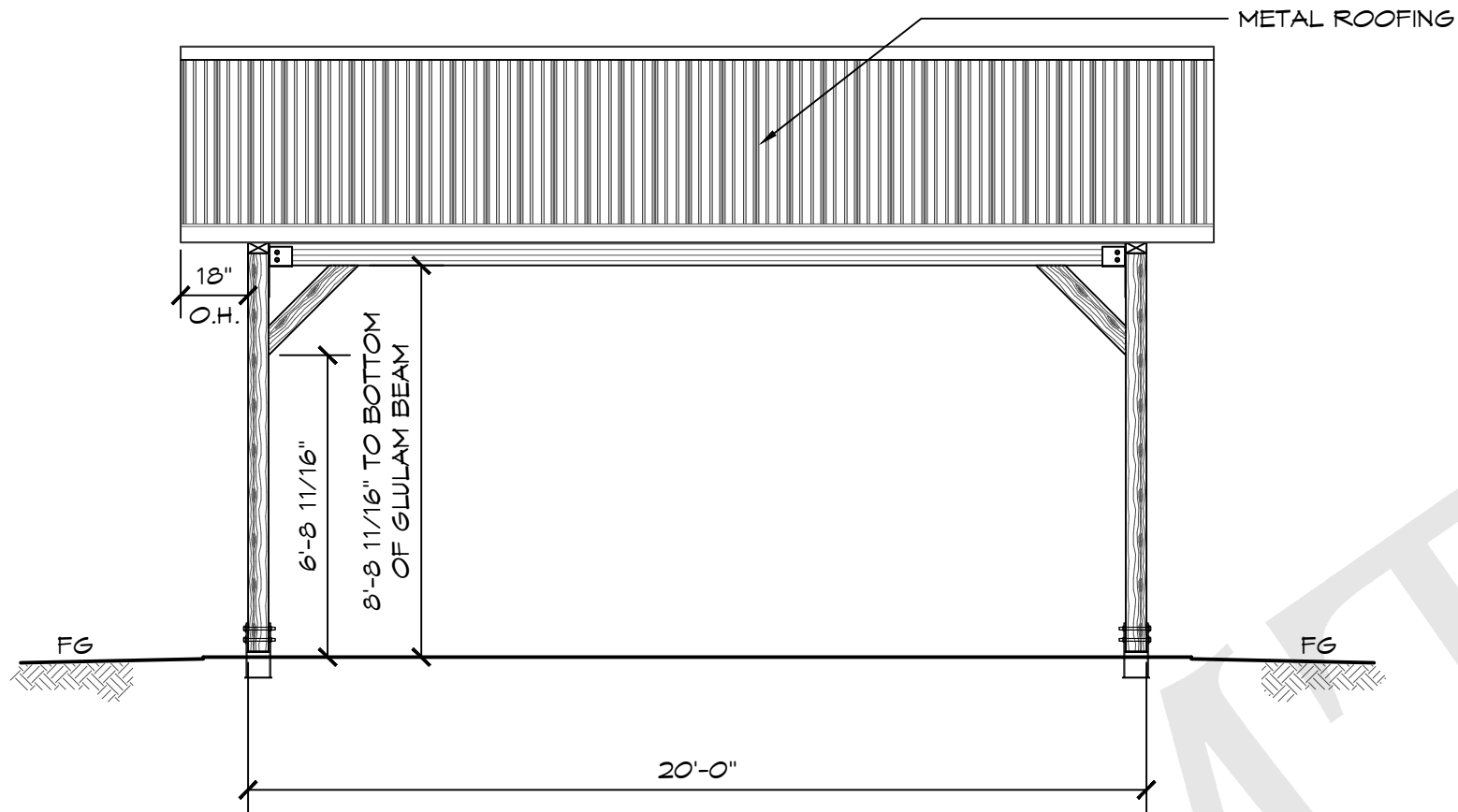
PRELIMINARY

© 2023 ROMTEC, INC. ALL RIGHTS RESERVED. THESE PLANS AND DRAWINGS MAY NOT BE REPRODUCED, ADAPTED OR FURTHER DISTRIBUTED, AND NO BUILDINGS MAY BE CONSTRUCTED FROM THESE PLANS, WITHOUT THE WRITTEN PERMISSION OF ROMTEC, INC.

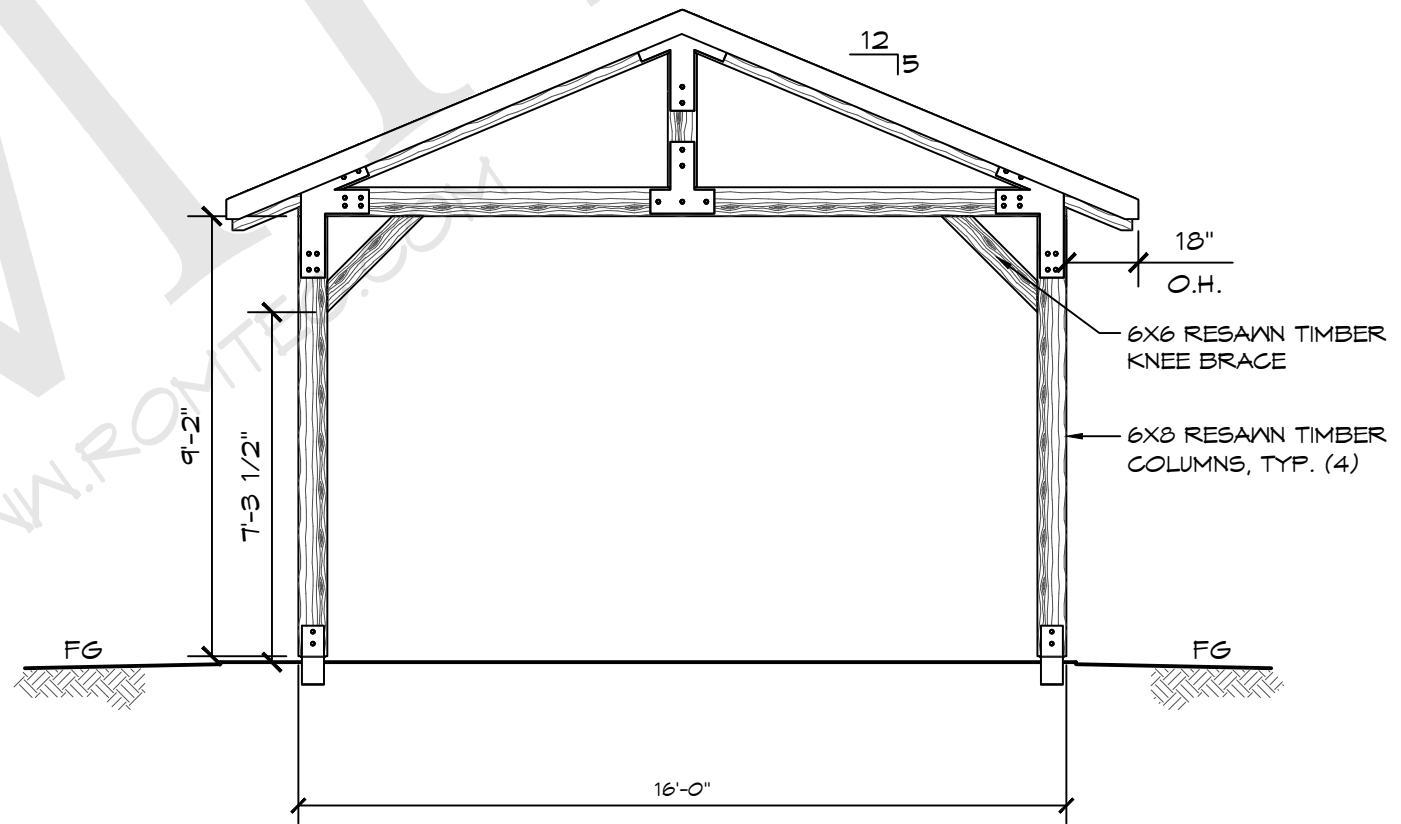
PROJECT: CUSTOMER PROJECT LOCATION
PROJECT#: XXXX
DATE: 00/00/11
REVISIONS
REV. DATE BY
DRAWN BY: JS

SHEET NO. 01

THESE PLAN VIEW AND ELEVATION DRAWINGS ARE A PRELIMINARY ARCHITECTURAL REPRESENTATION OF THE BUILDING. ALL DIMENSIONS, FEATURES AND COMPONENTS SHOWN ON THESE PRELIMINARY DRAWINGS MAY OR MAY NOT BE PART OF THE QUOTE. PLEASE REFER TO THE "SCOPE OF SUPPLY AND SERVICES" LETTER PROVIDED WITH YOUR QUOTE FOR ROMTEC'S PROPOSED SCOPE OF SUPPLY.



A ELEVATION VIEW
SCALE: 1/4" = 1'-0"



B ELEVATION VIEW
SCALE: 1/4" = 1'-0"

ROMTEC

18240 NORTH BANK ROAD - ROSEBURG, OR 97470
(541) 496-3541 FAX (541) 496-0803

PRELIMINARY

© 2023 ROMTEC, INC. ALL RIGHTS RESERVED. THESE PLANS AND DRAWINGS MAY NOT BE REPRODUCED, ADAPTED OR FURTHER DISTRIBUTED, AND NO BUILDINGS MAY BE CONSTRUCTED FROM THESE PLANS, WITHOUT THE WRITTEN PERMISSION OF ROMTEC, INC.

PROJECT:
CUSTOMER
PROJECT
LOCATION

PROJECT#: XXXX

DATE: 00/00/11

REVISIONS

REV. DATE BY

DRAWN BY: JS

SHEET NO. 02

SHEET TITLE: ELEVATION VIEW

SECTION 13 34 23 - PRE-ENGINEERED TIMBER PAVILION

Specification Date: 09/05/2023

SECTION 1: BUILDING SUPPLIER SCOPE

1.1 SUMMARY

- A. The work shall include furnishing the sealed architectural and structural plan sets and furnishing the structural, building components as a complete, pre-designed timber pavilion building package as shown on drawings and as specified herein.

1.2 GENERAL REQUIREMENTS

- A. Packaged building design and engineering and furnishing all specified building package components shall be supplied by Romtec, Inc., or pre-approved alternate, hereafter designated as the **building supplier**.
- B. The **building supplier** shall be a single source design, engineering, and manufacturing firm who shall meet all the following requirements.
- C. The packaged building shall be a current standard product of **building supplier**.
- D. **Building supplier** shall be regularly engaged in and have at least ten (10) years of experience in packaged building engineering, design, supply, and construction.
- E. The **building supplier** must meet or exceed the product specifications. The Romtec, Inc. building package is an approved guide and example.
- F. Alternate **building suppliers** shall demonstrate that they have designed, engineered, produced, delivered, and constructed at minimum ten (10) functioning site-built buildings of similar type. Project completion dates and a reference contact from the owner of each project must be provided.
- G. Alternate **building suppliers** must disclose all instances of any prior municipal reviewer or landscape architect's rejection of the same or similar product as an "or equal" to the specified basis of design building package.
- H. Bidders who propose and alternate **building supplier** other than Romtec, Inc. are required to provide a complete submittal package minimum of ten (10) calendar days prior to the bid opening date with full sealed plan sets, calculations, and all pre-engineered structural items.
- I. Any products proposed as "or equal" that are not as specified must be specifically listed in the alternate **building supplier** submittal package and accompanied by manufacturers data sheets for review. These products will be approved or denied prior to the bid opening. Incomplete submittals will be rejected and returned to the bidder.
- J. The building and its concrete footings, foundation, and slab are to be engineered by the **building supplier** to meet site-specific conditions, including wind and snow loading, local frost depth, and ground conditions.
- K. Fasteners that are normally included with individual components, as well as any non-typical fasteners, shall be supplied by **building supplier**.
- L. Building is to be designed and constructed to meet local codes and approvals for permanent structures. Any building that is temporary, permanently relocatable, prefabricated modular, an offsite constructed product, or constructed of precast material is not an accepted equal to permanent, onsite, conventional construction.
- M. No approval by any external entity will override the local building authority's codes and inspections. Seals meant for modular homes and production plant certifications will not be allowed in lieu of sealed plans from a licensed engineer and conventional inspection during construction.
- N. Building sidings, treatments, and roofing are to be as specified. Precast buildings with painted textures are not considered architecturally equivalent.
- O. The **building supplier** shall provide complete, code-compliant building plans including plans, elevations, sections, and details, under seal of a certified technical designer.
- P. The **building supplier** shall provide complete structural calculations meeting code for design loads and seismic design under seal of a professional Engineer with current license in the state where the project is located.
- Q. The reviewing authority reserves the right to review or reject all submittals at its sole discretion.
- R. All work and materials shall comply with current industry building codes and regulations for the state where the project is located.
- S. Americans with Disabilities Act Accessibility Guidelines (ADAAG) will be followed in design, manufacture, and construction.

1.3 DESIGN & SUBMITTAL DOCUMENTATION

- A. The **building supplier** work shall include the design of the architectural and structural components that will be required for this building.
- B. The building will be designed as a complete building package to be delivered to the job site for construction on-site by the **building installer**.
- C. Within one (1) week of contract award, the **building supplier** shall submit the packaged building preliminary Scope of Supply and Design Submittal (SSDS), including the building plan view and elevation drawings.
- D. The **building supplier** will provide complete submittal documentation in the **building supplier's** standard electronic submittal format for review.

- E. The preliminary SSDS will be reviewed by relevant parties and returned to the **building supplier** with any required revisions to the terms, product data sheets, and/or building plan view and elevation drawings noted as comments.
- F. The **building supplier** shall make any required corrections or revisions and resubmit the preliminary SSDS until the preliminary SSDS is approved by the relevant parties.
- G. Once the preliminary SSDS has been approved, the **building supplier** will provide full sealed plan sets stamped by an engineer licensed in the state that the building is located for review by the permitting authority.
- H. Up to three (3) wet stamped sets of the plans and structural calculations shall be provided by **building supplier** before any additional fees apply. Standard plan set size is 11" x 17".
- I. Permitting authority will review the full sealed plan set and return with any required revisions or corrections noted as comments.
- J. **Building supplier** shall provide one full round of sealed plan revisions in response to permitting authority comments before any additional fees are allowed.
- K. The following sections shall be included in the **building supplier's** preliminary Scope of Supply and Design Submittal. Incomplete submittals will be rejected and returned to the bidder.
 - 1. INTRODUCTION
 - 2. BUILDING DESIGN,
 - (a) SUPPLIED ITEMS
 - (b) EXCLUDED ITEMS
 - (c) PLAN VIEW AND ELEVATION DRAWINGS
 - 3. PRODUCT DATA
 - 4. WARRANTY & LIMITATIONS

Note: Overall site plan is not part of building supplier's scope.

1.4 WARRANTY

- A. The building package and all associated components provided by **building supplier** shall be warranted against defects in materials and workmanship for a period of not less than one (1) year from the date of acceptance. Acceptance is the date of delivery of the building package, or, if delivery is delayed for any reason beyond **building supplier's** control, the date that the building and all its associated components were ready to deliver.
- B. **Building supplier** shall pass through to owner all relevant manufacturers warranties for individual products and components of the building package.

SECTION 2: BUILDING PACKAGE PRODUCTS

2.1 APPROVED BUILDING SUPPLIERS

- A. Romtec, Inc.,
18240 North Bank Road, Roseburg, OR 97470
Tel: 541-496-3541; Fax: 541-496-0803; Email: RIsales@romtec.com
Web: www.Romtec.com
- B. Requests for use of an alternate **building supplier** will be considered in accordance with provisions of Section 1.

2.2 BUILDING DESCRIPTION

- A. Refer to drawings for quantities, dimensions, locations, and installation methods for the materials and items described in this section.
- B. Building dimensions shall match what is indicated on drawings.

2.3 STRUCTURE

- A. Resawn timber truss and post with glulam beam structural materials shall be designed and supplied by the **building supplier**.
- B. Glulam beams shall be 24F-V4 and architectural grade.
- C. Exposed steel truss plates shall be powder coated **black**.

2.4 ROOFING

- A. Roofing to be Fabral, 29 gauge, Grand-Rib 3 roof panels with exposed fasteners.
 - 1. Roofing package shall include inside and outside foam closures, matching trim (eaves, gables and ridge) and fasteners, sheet metal flashing (all sides), and 30# felt (under metal).
 - 2. Roofing color to be selected by the **owner** from the manufacturers standard color chart.
- B. Ceiling finish shall be 2"x6" tongue-and-groove decking supplied by **building supplier**.
 - 1. Tongue & groove decking shall be V-edge deck boards, select deck Douglas fir.

2.5 DELIVERY, STORAGE, AND HANDLING

- A. The **building supplier** freight shall be based on delivering the product on a 48' to 53' flatbed or van truck and trailers, or as close to those dimensions as can legally access the site. Overall dimensions of the truck and trailers allowed to access the site are: 70' overall length, 102" wide and 168" high.
- B. **Building supplier** shall deliver organized building package components in stages as shrink-wrapped pallets that correspond to a typical sequence of construction. A bill of material stating the stages of palletized components shall be included with every delivery.
 - 1. Stage 1 pallets shall include structural components such as beams, connectors, trusses, etc.
 - 2. Stage 2 pallets shall include second stage structural components such as filler wall material, roofing, etc.
 - 3. Stage 3 pallets shall include structural finish components such as siding material, tile, doors etc.
 - 4. Stage 4 pallets shall include fixtures and other finish accessories, etc.

SECTION 3: BUILDING INSTALLER SCOPE

The installing contractor or subcontractor, hereafter designated as the **building installer**, is responsible for building package installation. **Building installer** work will generally include foundation/pad construction and building package assembly/construction.

Note: Building supplier's scope is separate from the building installer's scope. Romtec, Inc., is the approved building supplier, not a designated building installer.

3.1 CONSTRUCTION SUBMITTALS

- A. If required by **owner** and/or reviewing authority, **building installer** shall submit product data sheets and relevant information about the specified **building installer** supplied products below for review and approval.

3.2 WARRANTY

- A. **Building installer's** work shall be warranted against defects in materials and workmanship for a period of not less than one (1) year from the date of acceptance. Acceptance is the date that installation work for the building package is completed, including any relevant final punch list. In the event that final acceptance of the completed building is delayed for reasons beyond **building installer's** control, the warranty shall be one (1) year from the completion of **building installer's** installation work and demobilization.
- B. **Building installer** shall pass through to owner all relevant manufacturers warranties for individual products and components supplied by **building installer**.

3.3 STRUCTURE

- A. Interior concrete floor to be sealed concrete finish supplied by **building installer**.
- B. Sealant for all exposed wood shall be supplied and installed by **building installer**.
- C. If required, gutters and downspouts are supplied and installed by **building installer**.

3.4 CAST-IN-PLACE CONCRETE FOR BUILDING PACKAGE

- A. All equipment, labor, trades, and materials for cast-in-place concrete shall be provided by **building installer**.
 - 1. Includes all materials and labor for building package foundations/footings and interior slabs.
- B. Footings for the building package are to be dug by the **building installer** and poured on-site to meet local code for permanent structures. A prefabricated, modular mat placed on compacted base is not an accepted equal to a site specific, site poured, engineered foundation.
- C. Engineered fill shall be ¾" minus crushed aggregate around footings, foundations, and slabs, or as required in the final approved plans.
- D. Slab vapor barrier shall be 6-mil continuous plastic under the concrete slab, or as required in the final approved plans.
- E. The foundation shall be installed as designed with all cast in-place concrete poured to dimensions specified, or as required in the final plans.
 - 1. Footings will be built to minimum 24" depth or greater if required by local frost depth or permitting authority.
 - 2. Minimum compressive strength of foundation concrete shall be 3,000 psi at 28 days, 4" +/-1" slump, with max ¾" aggregate, cured in accordance with ACI 308, or as required in approved final plans.
 - 3. Slabs shall have a fine broom finish with joints required in flat work as shown on plans.
 - 4. Steel rebar shall be installed as specified in final plans.
- F. **Building installer** shall supply and install concrete slab sealer.
 - 1. Concrete slab sealer shall be a water-based, transparent curing, sealing and dust proofing compound with two (2) coats to be applied per manufacturer's instructions.

3.5 OTHER MATERIALS & EQUIPMENT

- A. Unless otherwise specified, the following products and materials are supplied by **building installer** (if applicable).
 - 1. Building package installation
 - 2. Cast-in-place concrete foundations, footings, interior slabs
 - 3. Concrete slab & block sealer
 - 4. Mortar
 - 5. Concrete grout
 - 6. Rebar
 - 7. Any required plumbing items.
 - 8. Any required electrical items.
 - 9. Typical fasteners; for example: roofing nails, staples, etc.
 - 10. Fasteners not included in product packaging
 - 11. Wood sealant for all decking, beams, posts, and extensions
 - 12. All other items within the building footprint indicated on final plans or required by building codes to complete installation of the building package which are not specifically stated as supplied by **building supplier**.

3.6 DELIVERY, STORAGE, AND HANDLING

- A. The **building installer** will be responsible for all equipment and labor required for off-loading of the delivered building package onsite.
- B. The **building installer** will assume responsibility for adequate protection and maintenance of delivered building package materials from weather, damage, and pilferage during installation work. Any failure to adequately protect building package materials that affects the warranty of those materials will be at **building installer's** expense.
- C. **Building installer** shall collect and maintain for final delivery to owner any operation & maintenance manuals included by individual product manufacturers with their respective product packaging. Any failure to collect, maintain, and/or deliver these O&M manuals to the **owner** that results in fees from **building supplier** for additional copies shall be at **building installer's** expense.

SECTION 4: CONTRACTOR SCOPE ITEMS

The items in this section may be provided by the same **building installer** as defined in Section 3 above (typically when a single entity is acting as both the **building installer** and **contractor**), or the items in this section may be provided by a separate entity such as a general contractor or site contractor, hereafter designated as **contractor** (typically when the **building installer** is a separate subcontractor). **Contractor** work will generally include site preparation and grading, excavations for structures, backfill and/or structural backfill, and any site or utility work outside the building package footprint.

Items in this section are generally to be completed prior to **building installer** beginning its installation work described in Section 3 above.

4.1 CONSTRUCTION SUBMITTALS

- A. If required by **owner** and/or reviewing authority, **contractor** shall submit product data sheets and relevant information about the specified **contractor** supplied products below for review and approval.

4.2 WARRANTY

- A. **Contractor's** work shall be warranted against defects in materials and workmanship for a period of not less than one (1) year from the date of acceptance. Acceptance is the date that installation work for the building package is completed, including any relevant final punch list. In the event that final acceptance of the completed building is delayed for reasons beyond **contractor's** control, the warranty shall be one (1) year from the completion of **contractor's** installation work and demobilization.
- B. **Contractor** shall pass through to owner all relevant manufacturers warranties for individual products and components supplied by **contractor**.

4.3 ELECTRICAL

- A. If required, any incoming electrical utility lines to the building shall be provided by **contractor**.
 - 1. All underground and/or overhead service to building shall be as specified in the final site plan.
 - 2. Electric meter base and all rough wiring, switches, plugs and circuit breakers shall be as shown on final plans.
- B. **Contractor** supplies and installs the meter base and meter (if required).

4.4 CAST IN-PLACE CONCRETE FOR BUILDING EXTERIOR

- A. All equipment, labor, trades, and materials shall be supplied by **contractor**.
 - 1. Includes all materials and labor for exterior/entry slabs and sidewalks.
- B. Refer to drawings for sidewalks and entry slabs.
 - 1. Minimum concrete compressive strength of 2,500 psi at 28 days, or as required in final approved plans.
 - 2. Remesh or rebar reinforcement shall be used in sidewalks.
 - 3. All sidewalks shall be finished with a fine broom with control joints installed per the final approved site plan.

4.5 PLUMBING

- A. If required, any incoming plumbing to the building shall be provided by **contractor**.
 - 1. All underground water service and sewer drain(s) from building to be as specified in final approved site plan.
 - 2. Building water shutoff valve is to be supplied and installed by **contractor**.
 - 3. **Contractor** is responsible to ensure that incoming water pressure is sufficient to meet building package fixture demands.
 - 4. Minimum water pressure at toilet and urinal flush valves shall be 40 psi with minimum pipe sizing as per 2009 Uniform Plumbing Code Section 610, or as required in final approved plans.
- B. If required, water line drain valve shall be supplied and installed by **contractor**.
- C. If required, sewer line backflow check valve shall be supplied and installed by **contractor**.

4.6 OTHER MATERIALS & EQUIPMENT

- A. Unless otherwise specified, the following products and materials are supplied by **contractor**.
 - 1. All items not specifically listed as supplied by **building supplier** or **building installer**.
 - 2. Any item listed as supplied by “contractor” or “others”.
- B. Unless specified in the plans or submittals, **contractor** supplies the following items (if applicable):
 - 1. Incoming electrical, water, sewer, and gas utilities.
 - 2. Asphalt paving
 - 3. Masonry pavers
 - 4. Sidewalks
 - 5. Landscaping
 - 6. Site grading
 - 7. Exterior/entry slabs
 - 8. Drain valves and backflow check valves
 - 9. Branch circuit breakers
 - 10. Irrigation Equipment
 - 11. Fire alarm and fire suppression equipment
 - 12. Lighting equipment not attached to the building.
 - 13. All other items exterior of the building footprint indicated on final plans or required by building codes which are not specifically stated as supplied by **building supplier** or **building installer**.

4.7 DELIVERY, STORAGE, AND HANDLING

- A. The **contractor** will assume responsibility for adequate protection and maintenance of the installed building package materials after completion of installation work by **building installer**. Any failure to adequately protect building package materials that affects the warranty of those materials will be at **contractor’s** expense.

SECTION 5: OWNER’S SCOPE

5.1 ONGOING MAINTENANCE

- A. **Owner** is responsible for ongoing maintenance of the completed building after completion of work by building installer and contractor.

5.2 SITE PLAN

- A. **Owner** (or owner’s site engineer) is responsible for providing the final approved site plan to **building supplier** and/or **building installer**.

5.3 SPECIAL INSPECTION

- A. If required, special inspection(s) services shall be provided by **owner**.
- B. If special inspection(s) are required by the permitting authority or relevant agency(ies), then the **building supplier**, **building installer**, and/or **contractor** shall provide reasonable assistance to the **owner** to accommodate the special inspection(s).