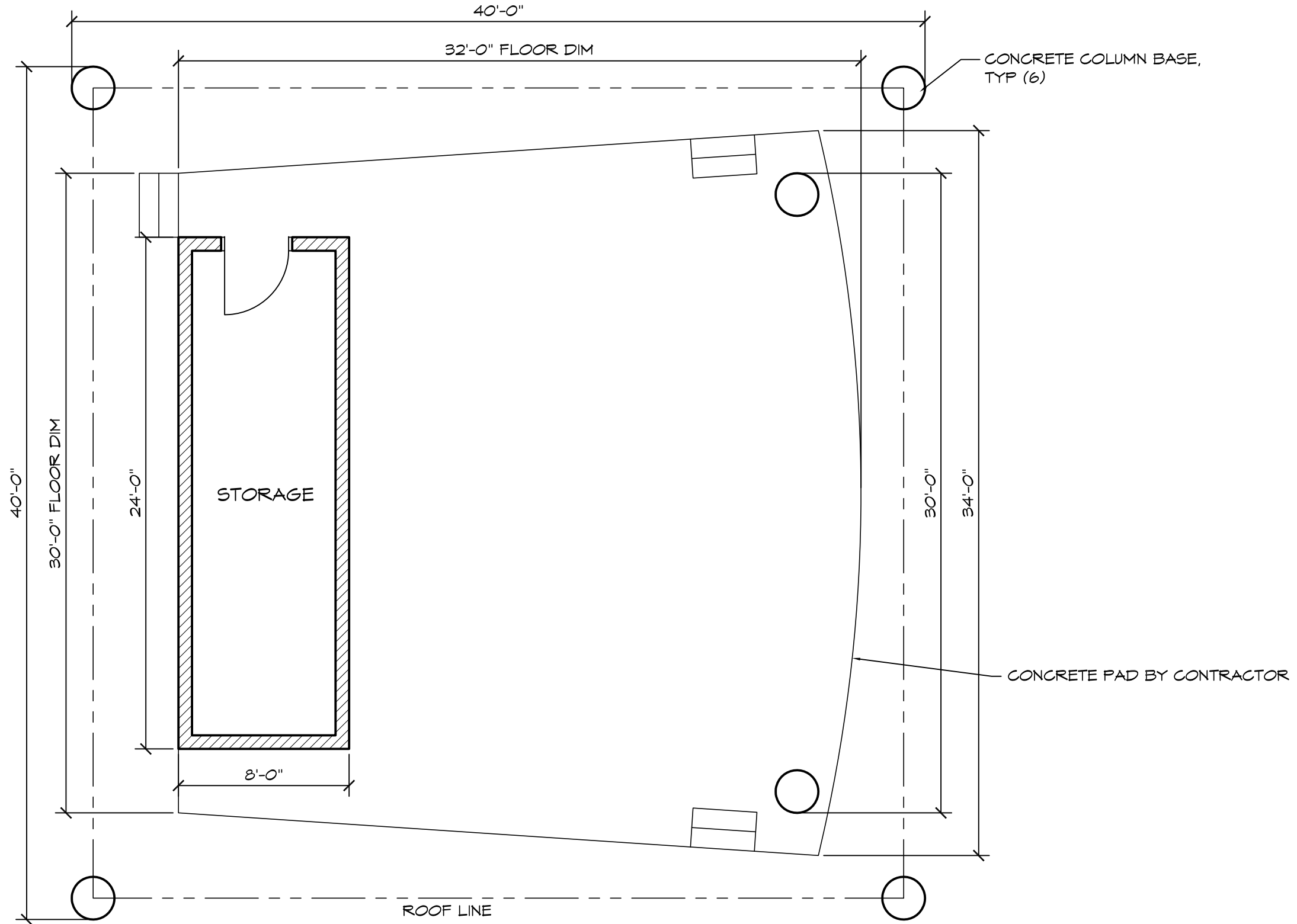


# Model 3350 Steel Fabric Amphitheatre

## WALL TYPE SCHEDULE

 8" x 16" CMU CONCRETE BLOCK WALL  
FULLY REINFORCED RUNNING BOND PATTERN



**1 FLOOR PLAN**  
SCALE: 3/16" = 1'-0"



PLAN NORTH

**ROMTEC**

18240 NORTH BANK ROAD - ROSEBURG, OR 97470  
(541) 496-3541 FAX (541) 496-0803

**PRELIMINARY**

© 2014 ROMTEC, INC. ALL RIGHTS RESERVED. THESE PLANS AND DRAWINGS MAY NOT BE REPRODUCED, ADAPTED OR FURTHER DISTRIBUTED, AND NO BUILDINGS MAY BE CONSTRUCTED FROM THESE PLANS, WITHOUT THE WRITTEN PERMISSION OF ROMTEC, INC.

PROJECT: STEEL FABRIC AMPHITHEATRE 32'-0" X 34'-0"

CUSTOMER PROJECT LOCATION

SHEET TITLE: FLOOR PLAN

PROJECT#:

MODEL#: 3003

DATE: 09/04/14

REVISIONS

REV. DATE: BY

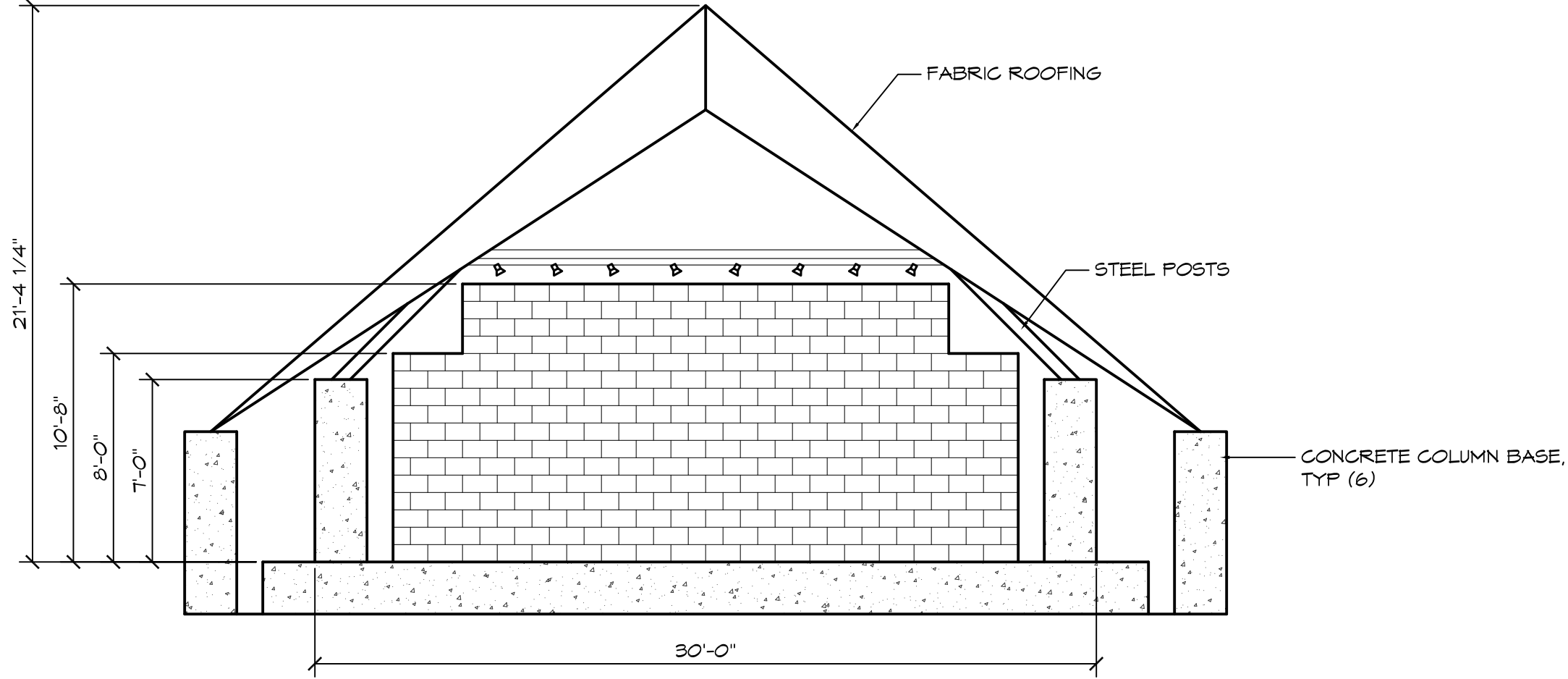
REV.	DATE:	BY

DRAWN BY: SK

SHEET NO.

1

# Model 3350 Steel Fabric Amphitheatre



**1** EAST ELEVATION  
SCALE: 3/16" = 1'-0"

**ROMTEC**  
 18240 NORTH BANK ROAD - ROSEBURG, OR 97470  
 (841) 496-3541 FAX (841) 496-0803

**PRELIMINARY**

© 2014 ROMTEC, INC. ALL RIGHTS RESERVED. THESE PLANS AND DRAWINGS MAY NOT BE REPRODUCED, ADAPTED OR FURTHER DISTRIBUTED, AND NO BUILDINGS MAY BE CONSTRUCTED FROM THESE PLANS, WITHOUT THE WRITTEN PERMISSION OF ROMTEC, INC.

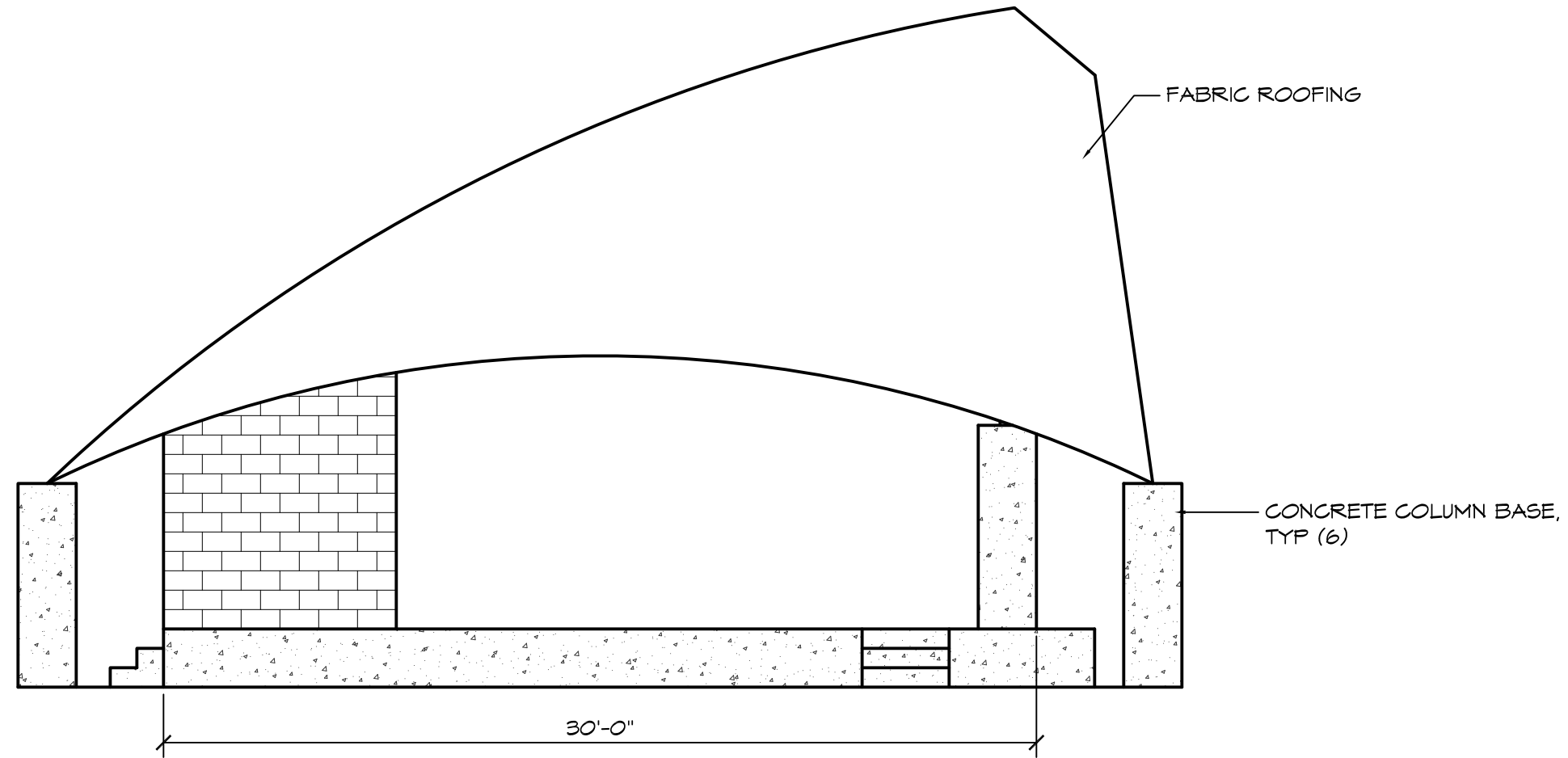
PROJECT: STEEL FABRIC AMPHITHEATRE 32'-0" X 34'-0"

CUSTOMER PROJECT LOCATION

SHEET TITLE: ELEVATION

PROJECT#:	.	
MODEL#:	3003	
DATE:	09/04/14	
REVISIONS		
REV.	DATE:	BY:
DRAWN BY:	SK	

# Model 3350 Steel Fabric Amphitheatre



**1** SOUTH ELEVATION  
SCALE: 3/16" = 1'-0"

© 2014 ROMTEC, INC. ALL RIGHTS RESERVED. THESE PLANS AND DRAWINGS MAY NOT BE REPRODUCED, ADAPTED OR FURTHER DISTRIBUTED, AND NO BUILDINGS MAY BE CONSTRUCTED FROM THESE PLANS, WITHOUT THE WRITTEN PERMISSION OF ROMTEC, INC.

PROJECT: STEEL FABRIC AMPHITHEATRE 32'-0" X 34'-0"

CUSTOMER	PROJECT#:	
PROJECT	MODEL#:	
LOCATION	3003	
	DATE:	
	09/04/14	
	REVISIONS	
REV.	DATE:	BY
DRAWN BY:	SK	

SHEET NO.

3

**ROMTEC**

18240 NORTH BANK ROAD - ROSEBURG, OR 97470  
(541) 496-3541 FAX (541) 496-0803

**PRELIMINARY**