



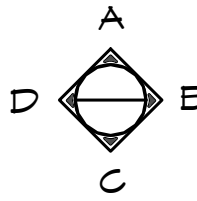
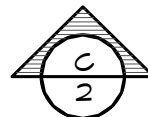
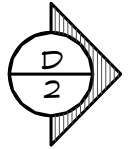
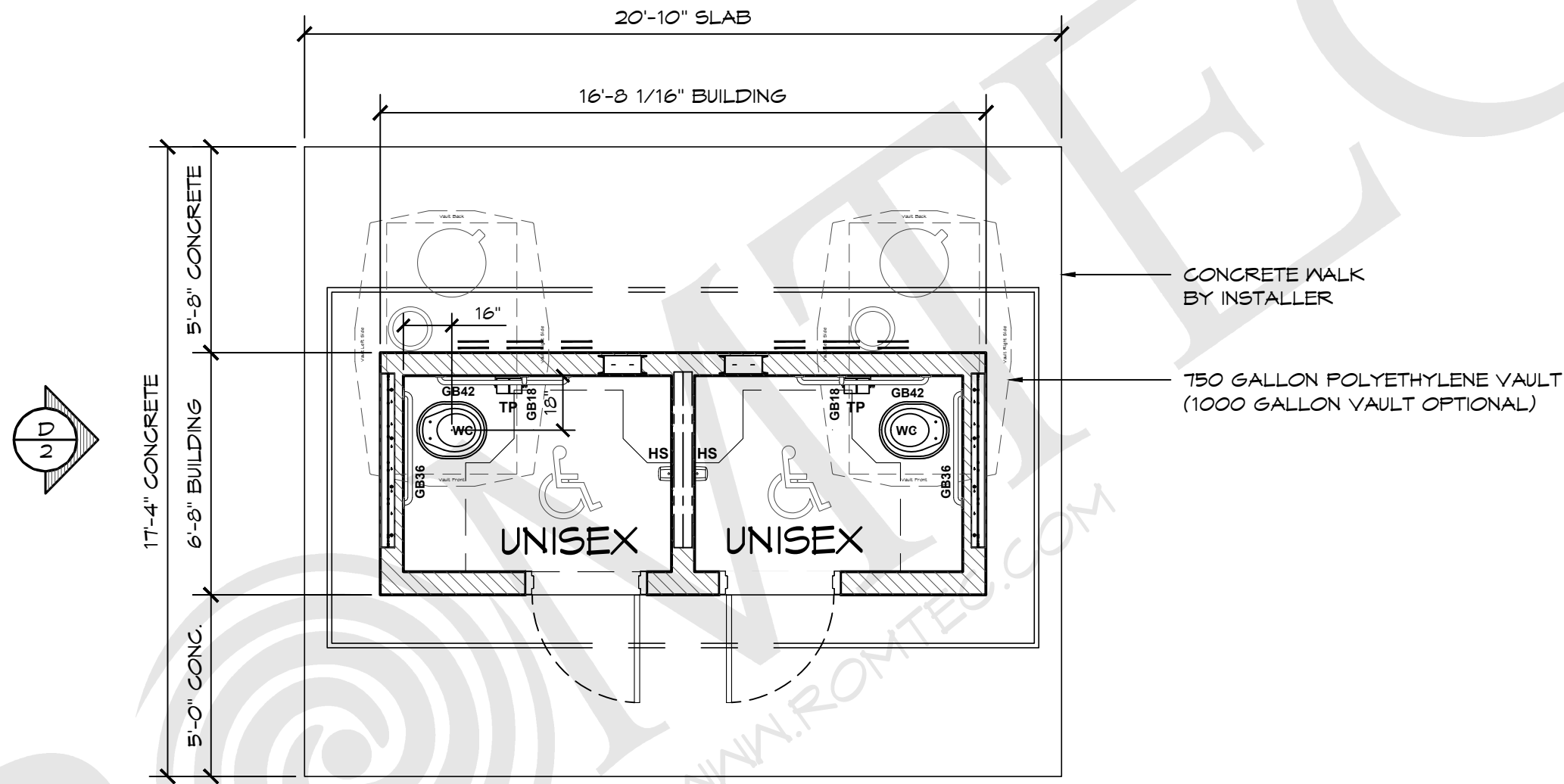


LEGEND		
SYMBOL	DESCRIPTION	AREA/ QUANTITY
	GABLE WINDOW	2
	2x6 WOOD FILLER WALL	1
	16" x 24" EXTERIOR, CMU WALL VENT	2

THESE PLAN VIEW AND ELEVATION DRAWINGS ARE A PRELIMINARY ARCHITECTURAL REPRESENTATION OF THE BUILDING. ALL DIMENSIONS, FEATURES AND COMPONENTS SHOWN ON THESE PRELIMINARY DRAWINGS MAY OR MAY NOT BE PART OF THE QUOTE. PLEASE REFER TO THE "SCOPE OF SUPPLY AND SERVICES" LETTER PROVIDED WITH YOUR QUOTE FOR ROMTEC'S PROPOSED SCOPE OF SUPPLY.

WALL TYPE SCHEDULE	
	8" REINFORCED CONCRETE MASONRY BLOCK WALL WITH MORTAR JOINTS, GROUTED SOLID ALL CELLS RUNNING BOND PATTERN.



1

FLOOR PLAN
SCALE: 1/4" = 1'-0"

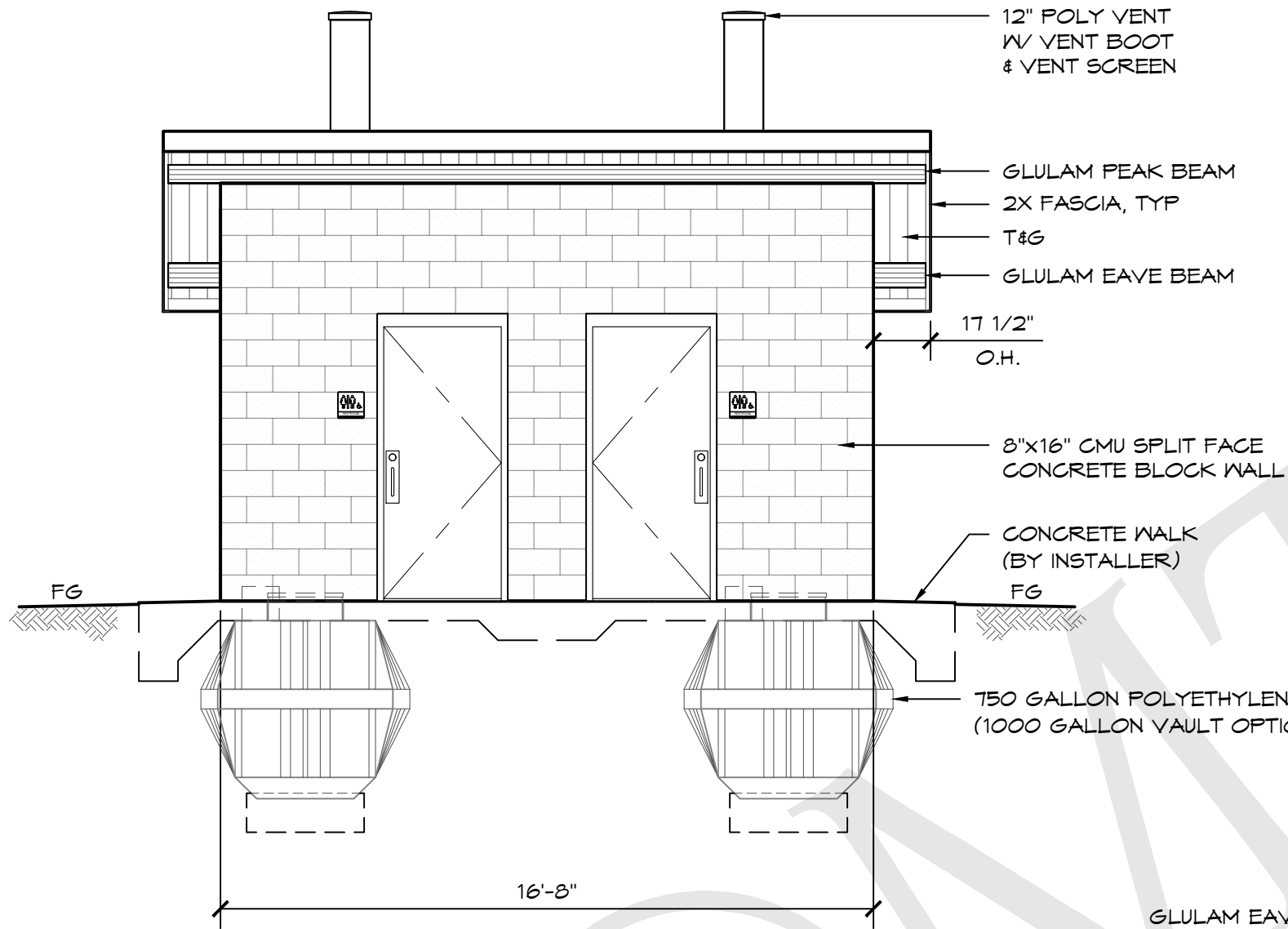
ROMTEC
18240 NORTH BANK ROAD - ROSEBURG, OR 97470
(541) 496-3541 FAX (541) 496-0803

PRELIMINARY

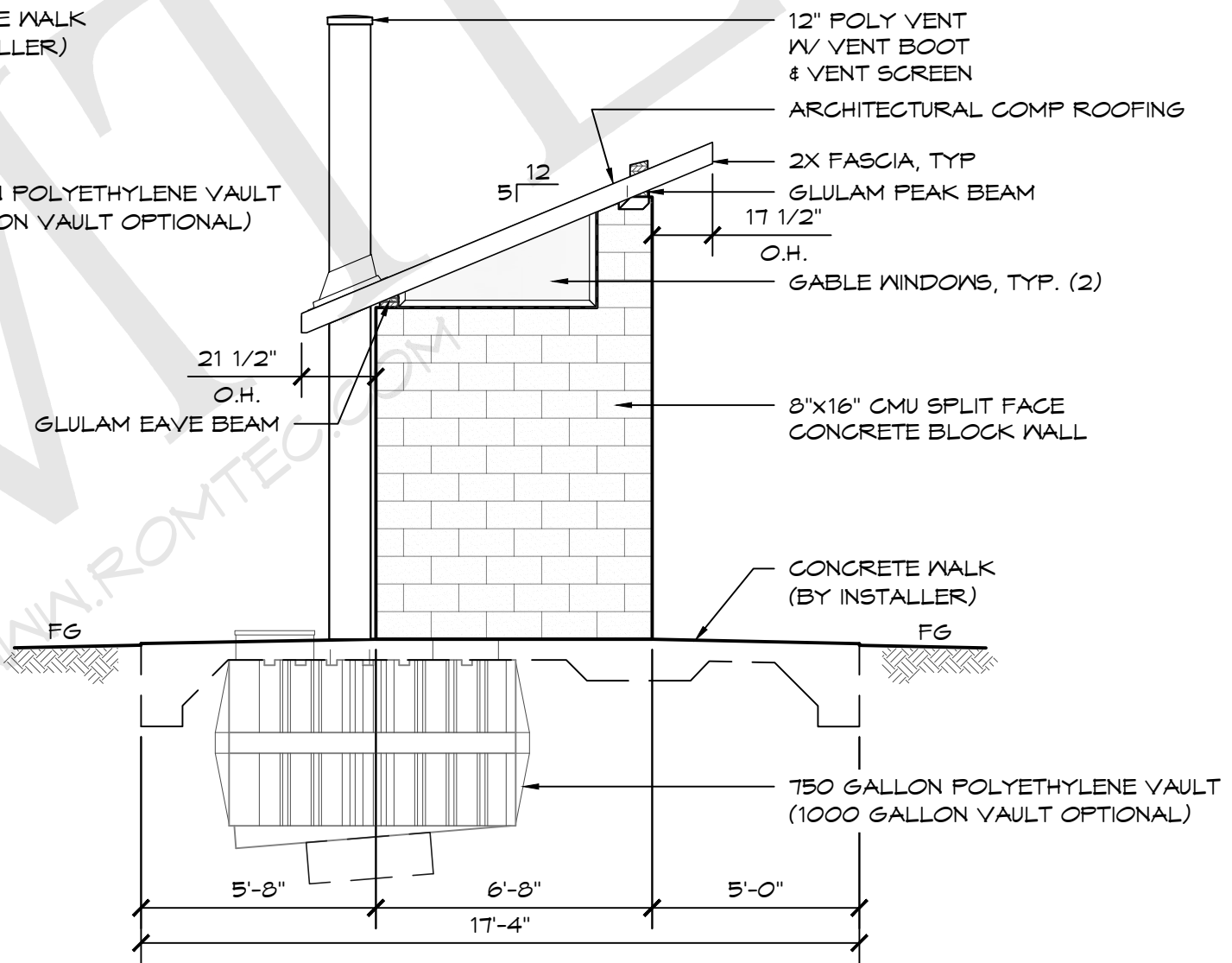
© 2023 ROMTEC, INC. ALL RIGHTS RESERVED. THESE PLANS AND DRAWINGS MAY NOT BE REPRODUCED, ADAPTED OR FURTHER DISTRIBUTED, AND NO BUILDINGS MAY BE CONSTRUCTED FROM THESE PLANS, WITHOUT THE WRITTEN PERMISSION OF ROMTEC, INC.

PROJECT:	CUSTOMER
PROJECT LOCATION:	PROJECT LOCATION
SHEET TITLE:	FLOOR PLAN
PROJECT#:	XXXX
MODEL#:	1012
DATE:	00/00/22
REVISIONS	
REV.	DATE:
BY:	
DRAWN BY: JS	

SHEET NO. **01**



C ELEVATION VIEW
SCALE: 1/4" = 1'-0"



D ELEVATION VIEW
SCALE: 1/4" = 1'-0"

THESE PLAN VIEW AND ELEVATION DRAWINGS ARE A PRELIMINARY ARCHITECTURAL REPRESENTATION OF THE BUILDING. ALL DIMENSIONS, FEATURES AND COMPONENTS SHOWN ON THESE PRELIMINARY DRAWINGS MAY OR MAY NOT BE PART OF THE QUOTE. PLEASE REFER TO THE "SCOPE OF SUPPLY AND SERVICES" LETTER PROVIDED WITH YOUR QUOTE FOR ROMTEC'S PROPOSED SCOPE OF SUPPLY.

ROMTEC

18240 NORTH BANK ROAD - ROSEBURG, OR 97470
(541) 496-3541 FAX (541) 496-0803

PRELIMINARY

© 2023 ROMTEC, INC. ALL RIGHTS RESERVED. THESE PLANS AND DRAWINGS MAY NOT BE REPRODUCED, ADAPTED OR FURTHER DISTRIBUTED, AND NO BUILDINGS MAY BE CONSTRUCTED FROM THESE PLANS, WITHOUT THE WRITTEN PERMISSION OF ROMTEC, INC.

PROJECT: CUSTOMER PROJECT LOCATION
PROJECT#: XXXX
MODEL#: 1012
DATE: 00/00/22
REVISIONS
REV. DATE BY
DRAWN BY: JS

SHEET TITLE: ELEVATION VIEW

SHEET NO.

02