LEGEND		
SYMBOL	DESCRIPTION	AREA/ QUANTITY
	EXTERIOR WALL LIGHTS	12
	INTERIOR CEILING LIGHTS	7

WALL TYPE SCHEDULE

8" REINFORCED CONCRETE MASONRY BLOCK WALL WITH MORTAR JOINTS, GROUTED SOLID ALL CELLS RUNNING BOND PATTERN.

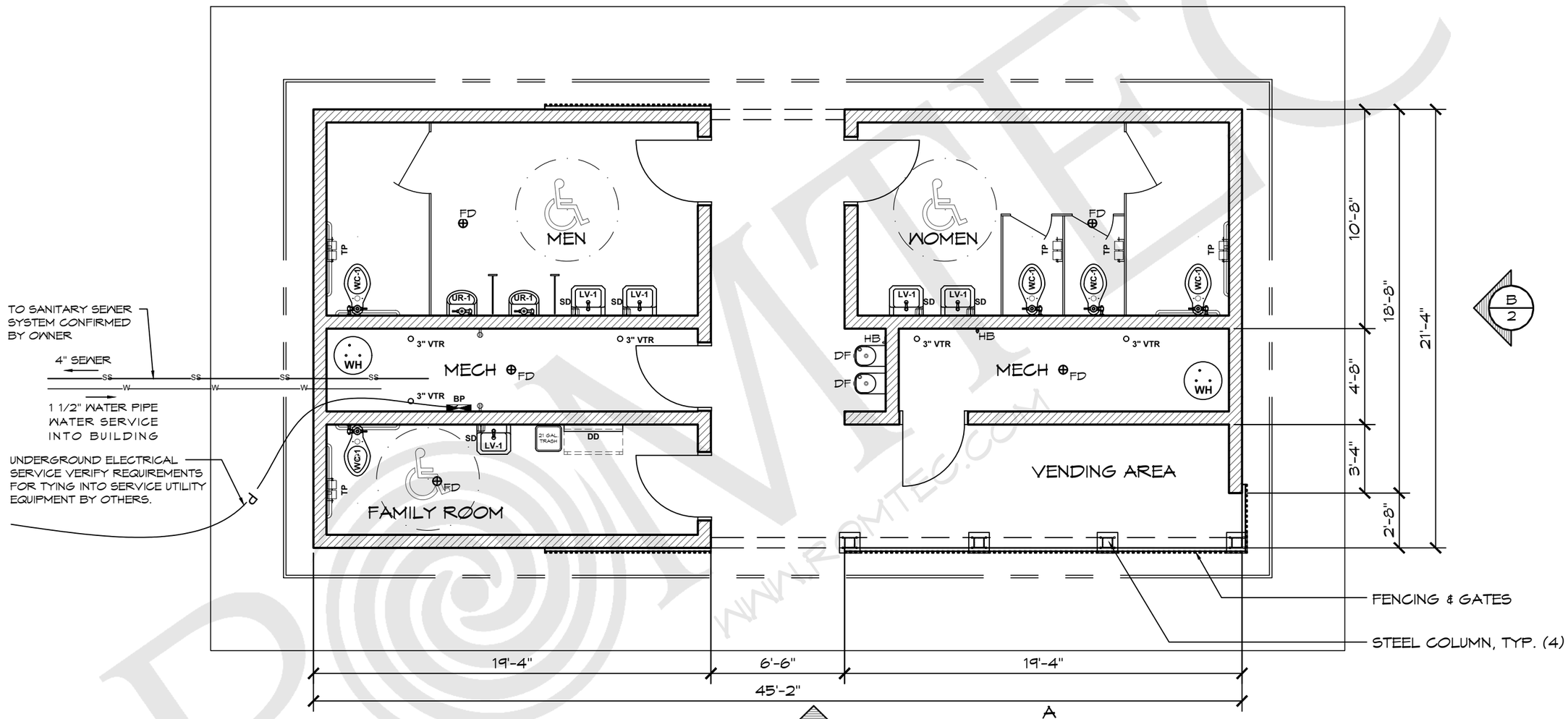

1 FLOOR PLAN

SCALE: 3/16" = 1'-0"

THESE PLAN VIEW AND ELEVATION DRAWINGS ARE A PRELIMINARY ARCHITECTURAL REPRESENTATION OF THE BUILDING. ALL DIMENSIONS, FEATURES AND COMPONENTS SHOWN ON THESE PRELIMINARY DRAWINGS MAY OR MAY NOT BE PART OF THE QUOTE. PLEASE REFER TO THE "SCOPE OF SUPPLY AND SERVICES" LETTER PROVIDED WITH YOUR QUOTE FOR ROMTEC'S PROPOSED SCOPE OF SUPPLY.

ROMTEC
18240 NORTH BANK ROAD - ROSEBURG, OR 97470
(541) 496-3541 FAX (541) 496-0803

PRELIMINARY

© 2015 ROMTEC, INC. ALL RIGHTS RESERVED. THESE PLANS AND DRAWINGS MAY NOT BE REPRODUCED, ADAPTED OR FURTHER DISTRIBUTED, AND NO BUILDINGS MAY BE CONSTRUCTED FROM THESE PLANS, WITHOUT THE WRITTEN PERMISSION OF ROMTEC, INC.

PROJECT: REST AREA- MEDIUM RESTROOM

SHEET TITLE: FLOOR PLAN

PROJECT#: .

MODEL#: .

DATE: 6/15/23

REVISIONS

REV.	DATE:	BY

DRAWN BY: JS

SHEET NO. 1

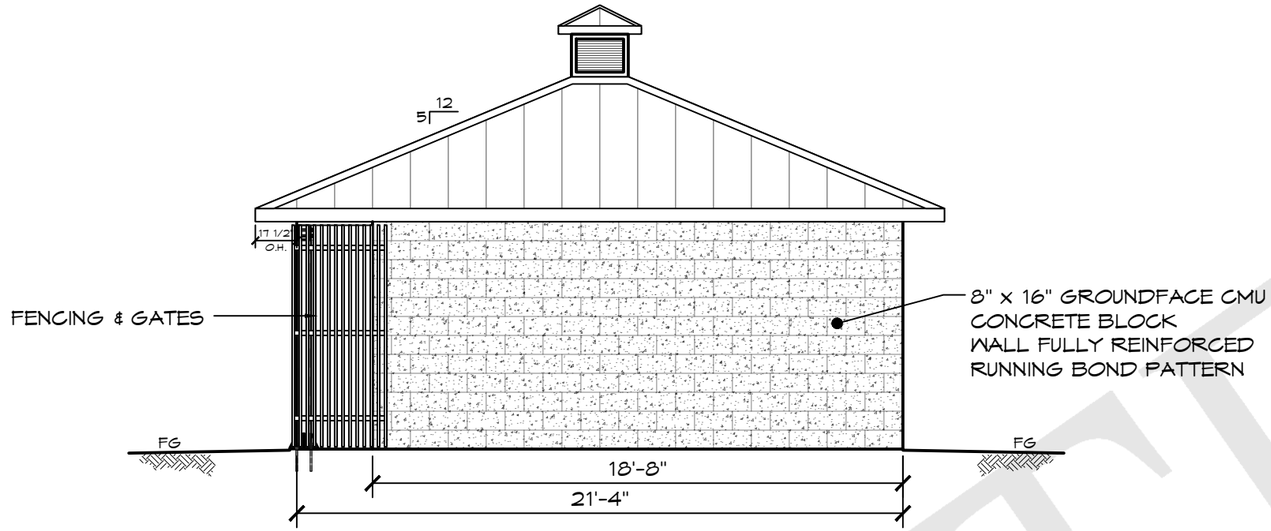

B ELEVATION

SCALE: 3/16" = 1'-0"

THESE PLAN VIEW AND ELEVATION DRAWINGS ARE A PRELIMINARY ARCHITECTURAL REPRESENTATION OF THE BUILDING. ALL DIMENSIONS, FEATURES AND COMPONENTS SHOWN ON THESE PRELIMINARY DRAWINGS MAY OR MAY NOT BE PART OF THE QUOTE. PLEASE REFER TO THE "SCOPE OF SUPPLY AND SERVICES" LETTER PROVIDED WITH YOUR QUOTE FOR ROMTEC'S PROPOSED SCOPE OF SUPPLY.

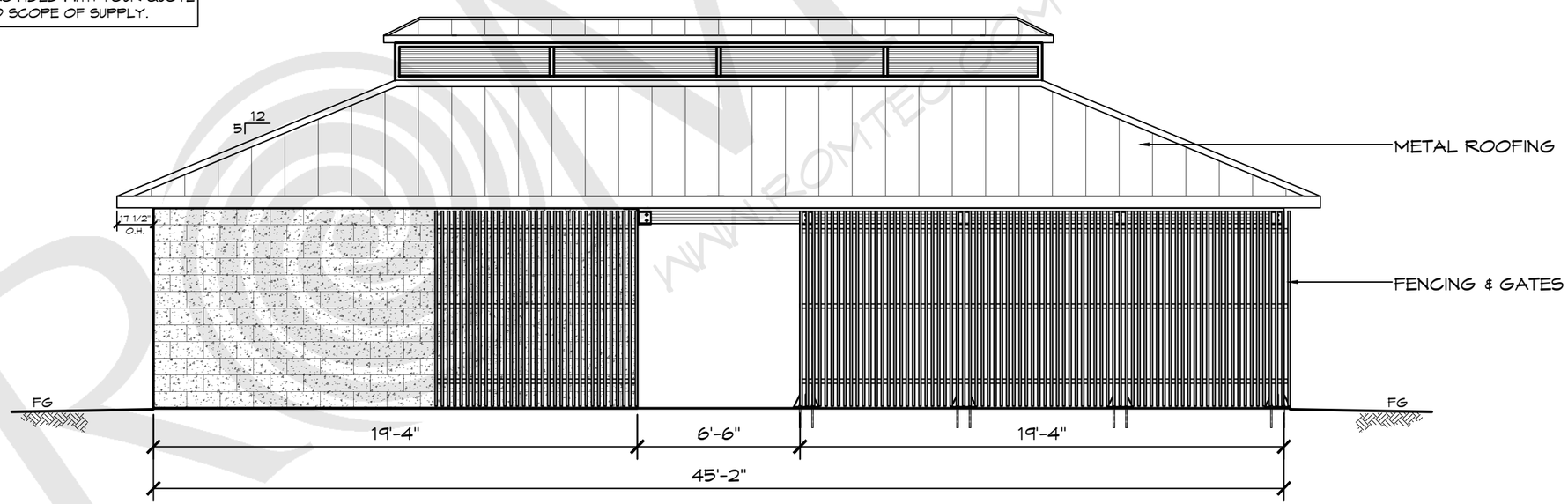

C ELEVATION

SCALE: 3/16" = 1'-0"

ROMTEC
18240 NORTH BANK ROAD - ROSEBURG, OR 97470
(541) 496-3541 FAX (541) 496-0803

PRELIMINARY

© 2015 ROMTEC, INC. ALL RIGHTS RESERVED. THESE PLANS AND DRAWINGS MAY NOT BE REPRODUCED, ADAPTED OR FURTHER DISTRIBUTED, AND NO BUILDINGS MAY BE CONSTRUCTED FROM THESE PLANS, WITHOUT THE WRITTEN PERMISSION OF ROMTEC, INC.

PROJECT: . REST AREA- MEDIUM RESTROOM .

SHEET TITLE: ELEVATIONS

PROJECT#: .

MODEL#:

DATE: 6/15/23

REVISIONS

REV.	DATE:	BY

DRAWN BY: JS

SHEET NO. 2

THESE PLAN VIEW AND ELEVATION DRAWINGS ARE A PRELIMINARY ARCHITECTURAL REPRESENTATION OF THE BUILDING. ALL DIMENSIONS, FEATURES AND COMPONENTS SHOWN ON THESE PRELIMINARY DRAWINGS MAY OR MAY NOT BE PART OF THE QUOTE. PLEASE REFER TO THE "SCOPE OF SUPPLY AND SERVICES" LETTER PROVIDED WITH YOUR QUOTE FOR ROMTEC'S PROPOSED SCOPE OF SUPPLY.

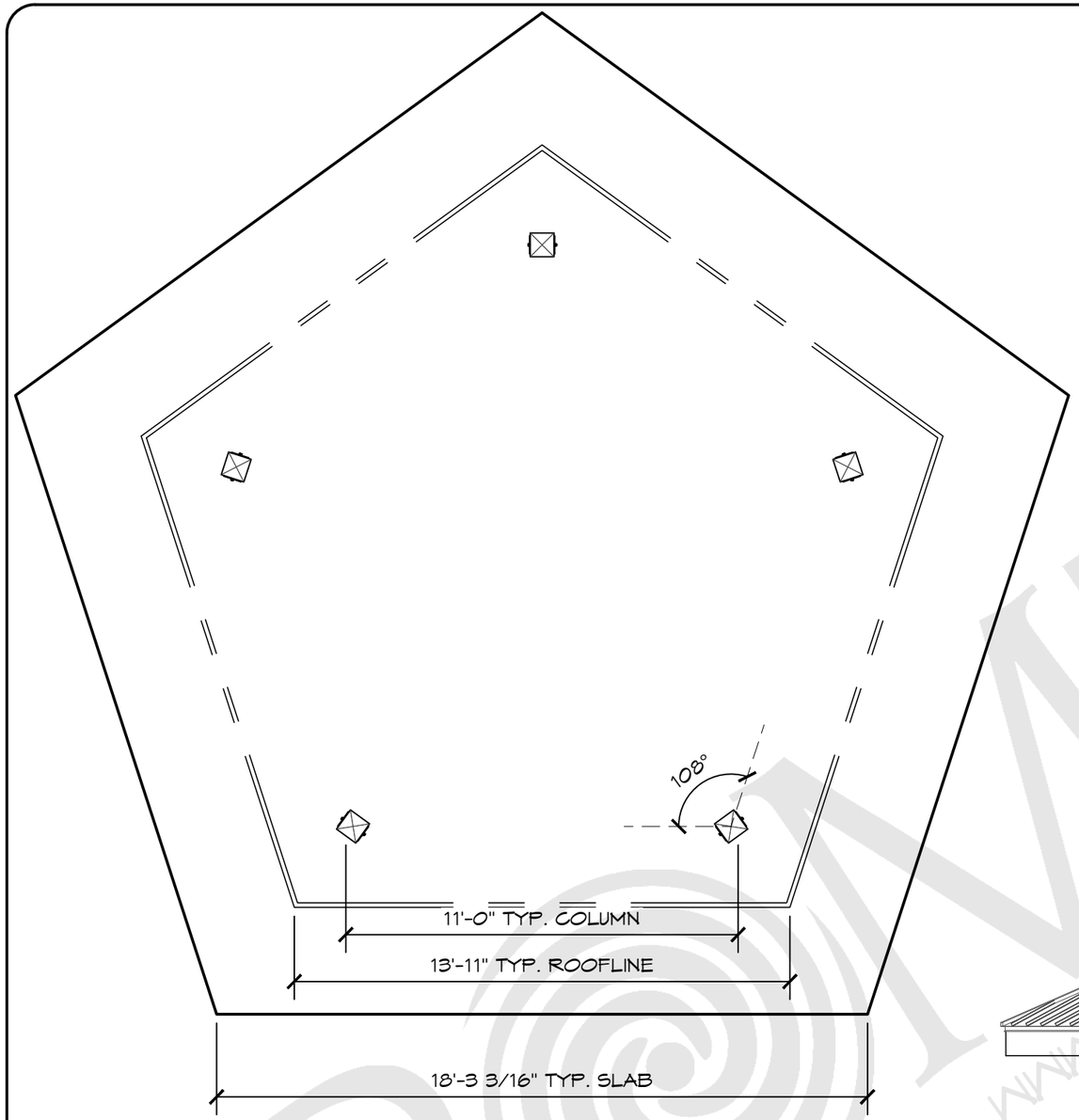

1 FLOOR PLAN

SCALE: 1/4" = 1'-0"

C 1

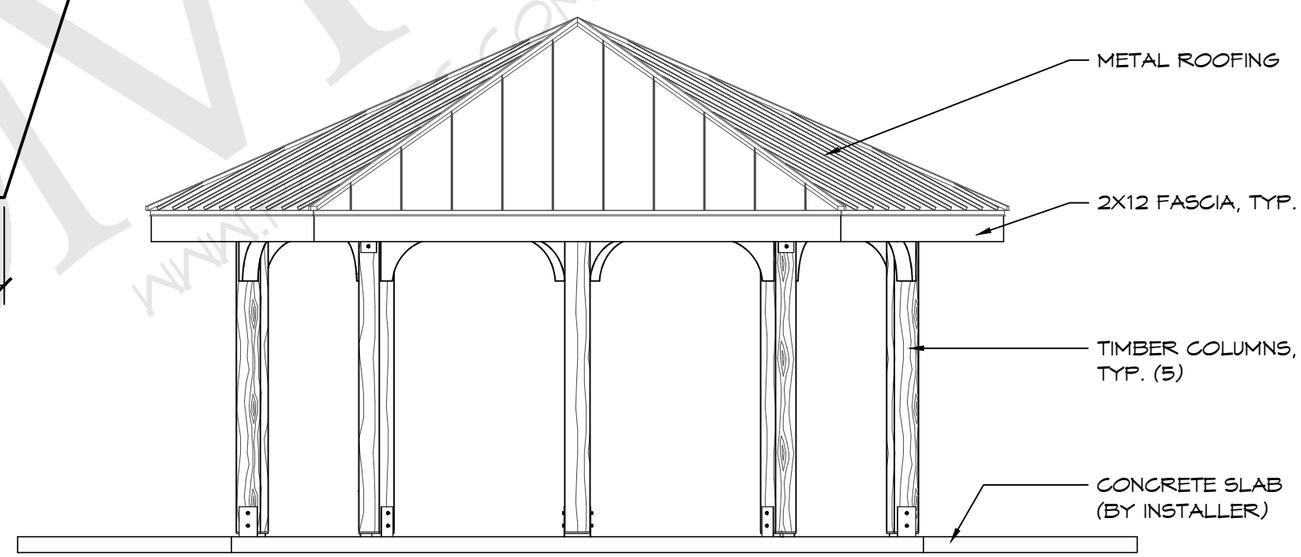

C ELEVATION VIEW

SCALE: 1/4" = 1'-0"

ROMTEC
18240 NORTH BANK ROAD - ROSEBURG, OR 97470
(541) 496-3541 FAX (541) 496-0803

PRELIMINARY

© 2023 ROMTEC, INC. ALL RIGHTS RESERVED. THESE PLANS AND DRAWINGS MAY NOT BE REPRODUCED, ADAPTED OR FURTHER DISTRIBUTED, AND NO BUILDINGS MAY BE CONSTRUCTED FROM THESE PLANS, WITHOUT THE WRITTEN PERMISSION OF ROMTEC, INC.

PROJECT: REST AREA- PENTAGON PAVILION

SHEET TITLE: FLOOR PLAN

PROJECT#:

DATE: 01/02/2023

REVISIONS

REV.	DATE:	BY

DRAWN BY: JS

SHEET NO. 1

PARKING ONLY
PARKING ONLY